

MICROWAVE ASSISTED SYNTHESIS OF 2-ARYL BENZIMIDAZOLE

Riza Patel*, Komal Mulik, Gayatri Neman, Nikita Mohape, Om Sawsundar, Sandeep Waghulde,
Nilesh Gorde, Ajay Kharche, Dr. Mohan Kale

Konkan Gyanpeeth Rahul Dharkar College of Pharmacy and Research Institute, Karjat, Dist: Raigad,
Maharashtra, India

ABSTRACT:

Various 2-aryl benzimidazole derivatives were synthesized using Microwave assisted reaction. The solvent and catalyst were selected to get product with good yield. From *o*-phenylenediamine and different substituted aromatic carboxylic acid using ethyl acetate as a catalyst derivative of 2-substituted benzimidazole were synthesized. All the synthesized compounds were screened by FTIR and ¹H-NMR spectra.

Keywords: *o*-phenylenediamine, benzimidazole, Ethyl acetate, Aromatic carboxylic acid.

INTRODUCTION

Microwave assisted synthesis is the process of applying microwave radiation to chemical reactions. [1] Microwave assisted synthesis is a major breakthrough in the field of medicinal synthetic chemistry; a drastic change in the way of organic compound synthesis is performed. [2] Conventional synthesis of organic compounds is a lengthy and somehow inconvenient process. [3] Microwave assisted synthesis gives the scientists more time to perform their creativity, also in short period of time scientists can develop various theories and also possible to develop new processes for the synthesis of organic compounds. [4] In conventional method of synthesis scientists spend several hours or sometime lots of days for the synthesis of organic compounds, but using microwave assisted reaction they can synthesize various compounds in a minute. [5] Conventional method also faces the problem associated with waste disposal of solvents, it can be overcome by performing reactions without a solvent under microwave irradiation. Thus, microwave synthesis acts as a potential tool for green chemistry. [6]

Benzimidazole Pharmacophore are a very important class of the heterocyclic organic chemistry it shows various pharmacological activities [7] viz. antiulcer [8], analgesic [9], antitumor [10], antiviral [11] and anti-HIV [12] etc.

The objective of the present research work was to develop the green and efficient microwave assisted methods to synthesize 2-arylbenzimidazole derivatives from aromatic carboxylic acids and ethyl acetate, and its characterization.

IJETRM

International Journal of Engineering Technology Research & Management

EXPERIMENTAL SECTION

All the solvents, chemicals and drugs employed for the synthetic work were of S D Fine/Qualigens/ E. Merck/ Laboratory grade.

Melting point was uncorrected. Purity of the compounds was ascertained by precoated TLC plates (E. Merck Kieselgel 60 F254, Mumbai, India).

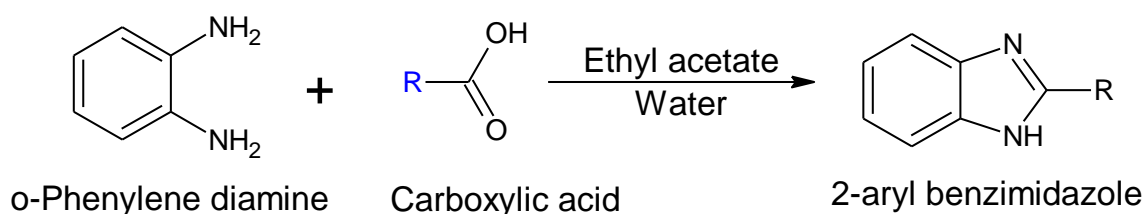
MATERIALS & METHODS

It had been planned to synthesize compounds containing 2-aryl benzimidazole.

PROCEDURE

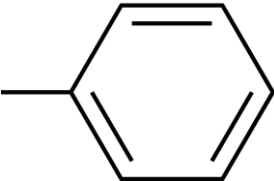
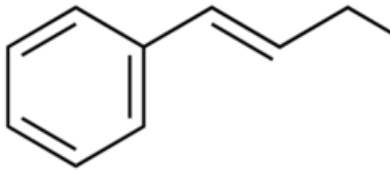
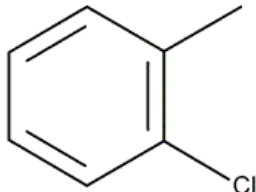
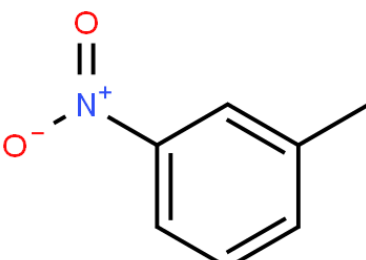
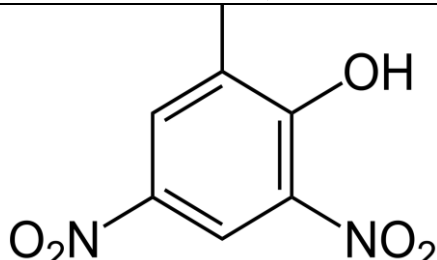
O-phenylenediamine (0.01 moles) with aromatic carboxylic acid (0.01 moles), ethyl acetate (0.0025 mole) in water (15 ml) were irradiated in microwave at 90 % power (765 W). After completion of reaction, the reaction mixture was cooled to room temperature and made just alkaline to litmus by slowly adding 10 % NaOH. The product was filtered and washed with cold water, recrystallized with absolute ethanol. The five derivatives were synthesized using different aromatic carboxylic acids. (Table I). The completion of the reaction was monitored by TLC ethanol : water (8:2).

ROUTE OF SYNTHESIS



R = Phenyl, Cinnamyl, 2-chloro phenyl, 3-nitro phenyl, 3,5-dinitro salicylyl

Table I: 2-arylbenzimidazole derivatives

Compound	R	Reaction Time in min. (h)	Percentage Yield (%)
Ia		3.5	96
Ib		4	92.8
Ic		3.5	89
Id		4	91.2
Ie		4	91.3

SPECTRAL DATA**2-phenyl benzimidazole Ia:** White solid. Yield: 96%, m.p. 298-300°C¹H NMR: δ 7.06 (1H, ddd, *J* = 7.7, 7.6, 1.3 Hz), 7.17 (1H, ddd, *J* = 8.1, 7.6, 1.6 Hz), 7.42-7.51 (3H, 7.47 (dddd, *J* = 7.7, 7.5, 1.2, 0.4 Hz), 7.47 (tdd, *J* = 7.5, 1.5, 1.4 Hz)), 7.87-7.93 (2H, 7.90 (ddd, *J* = 7.7, 1.6, 0.5 Hz), 7.90 (ddd, *J* = 8.1, 1.3, 0.5 Hz)), 8.10 (2H, dddd, *J* = 7.7, 1.5, 1.4, 0.4 Hz).

2-cinnamyl benzimidazole Ib : Light Brown. Yield: 92.8%, m.p. 204-207°C

¹H NMR: δ 7.06 (1H, ddd, *J* = 7.7, 7.5, 1.3 Hz), 7.13-7.23 (2H, 7.19 (d, *J* = 13.7 Hz), 7.17 (ddd, *J* = 8.1, 7.5, 1.4 Hz)), 7.26-7.46 (6H, 7.37 (dddd, *J* = 8.1, 7.6, 1.5, 1.4 Hz), 7.42 (d, *J* = 13.7 Hz), 7.42 (dddd, *J* = 8.1, 1.8, 1.5, 0.5 Hz), 7.31 (tdd, *J* = 8.1, 1.6, 0.5 Hz)), 7.61 (1H, ddd, *J* = 8.1, 1.3, 0.4 Hz), 7.85 (1H, ddd, *J* = 7.7, 1.4, 0.4 Hz).

2-Chlorophenyl benzimidazole Ic : Light Yellow. Yield: 89%, m.p. 239-243°C

¹H NMR: δ 7.10-7.20 (2H, 7.14 (ddd, *J* = 7.7, 7.6, 1.4 Hz), 7.15 (ddd, *J* = 8.1, 7.6, 1.6 Hz)), 7.45-7.57 (2H, 7.50 (ddd, *J* = 7.7, 7.6, 1.1 Hz), 7.53 (ddd, *J* = 8.1, 7.7, 1.6 Hz)), 7.74 (1H, ddd, *J* = 8.1, 1.1, 0.4 Hz), 7.83-7.91 (3H, 7.86 (ddd, *J* = 7.7, 1.6, 0.5 Hz), 7.86 (ddd, *J* = 7.6, 1.6, 0.4 Hz), 7.88 (ddd, *J* = 8.1, 1.4, 0.5 Hz)).

3-nitrophenyl benzimidazole Id : Light Brown. Yield: 91.2%, m.p. 299-302°C

¹H NMR: δ 7.29 (1H, ddd, *J* = 8.1, 7.5, 1.5 Hz), 7.54 (1H, ddd, *J* = 7.6, 7.5, 1.5 Hz), 7.65 (1H, ddd, *J* = 8.6, 7.8, 0.4 Hz), 7.80 (1H, ddd, *J* = 8.1, 1.5, 0.4 Hz), 7.98 (1H, ddd, *J* = 7.6, 1.5, 0.4 Hz), 8.06 (1H, dt, *J* = 7.8, 1.5 Hz), 8.29 (1H, ddd, *J* = 8.6, 1.6, 1.5 Hz), 8.83 (1H, td, *J* = 1.5, 0.4 Hz).

3,5- dinitrosalicyl benzimidazole Ie : White. Yield: 91.3%, m.p. 175-159°C

¹H NMR: δ 7.29 (1H, ddd, *J* = 7.5, 5.9, 1.5 Hz), 7.42 (1H, ddd, *J* = 7.5, 7.4, 1.6 Hz), 7.93-8.01 (2H, 7.98 (ddd, *J* = 5.9, 1.6, 0.5 Hz), 7.96 (ddd, *J* = 7.4, 1.5, 0.5 Hz)), 8.70 (1H, d, *J* = 1.7 Hz), 8.84 (1H, d, *J* = 1.7 Hz).

ACKNOWLEDGEMENTS

I thank to the konkan Gyanpeeth Rahul Dharkar College of Pharmacy and Research Institute, Karjat, M.S. for their support in the work.

REFERENCES

1. Gaba, M., Dhingra N., Microwave Chemistry: General Features and Applications, Ind J Pharm Edu Res, 45(2), 2011, 175-183.
2. Khatun S., Khan M.Z.H., Khatun K., Sattar M.A., Microwave-Assisted Synthesis of Arylidene Acetophenones, 2013.
3. Nain S., Singh R., Ravichandran S., Importance of Microwave Heating in Organic Synthesis, Adv J Chem A 2019, 2(2), 94-104.
4. Man A.K., Shahidan R., Microwave-assisted Chemical Reactions, Journal of Macromolecular Science, Part A Pure and Applied Chemistry, 44(6), 2007, 651-657.
5. Shah J.J., Mohanraj K., Comparison of Conventional and Microwave-assisted Synthesis of Benzotriazole Derivatives, Indian J Pharm Sci. 2014 Jan-Feb; 76(1): 46-53.

6. Priecel P., Sanchez J.A.L., Advantages and Limitations of Microwave Reactors: From Chemical Synthesis to the Catalytic Valorization of Biobased Chemicals, ACS Sustainable Chem. Eng. 2019, 7, 3–21.
7. Newrekar M.V., Green Synthesis and Antihelminthic Activity of 2-Aryl Benzimidazole Derivatives, IJPPR, 13 (4), 2018
8. Banjare S.K., Payra S., Saha A., Banerjee S., Efficient Room Temperature Synthesis of 2-Aryl benzimidazoles Using ZnO Nanoparticles as Reusable Catalyst, Organic & Medicinal Chem IJ. 2017; 1(4): 555568.
9. Menteşe, E., Bektaş H., Ülker, S., Bekircan O., Kahveci, B., Microwave-assisted synthesis of new benzimidazole derivatives with lipase inhibition activity, J Enzyme Inhib Med Chem, 2014; 29(1): 64–68.
10. Hasan Kucukbay, PART I: Microwave-Assisted Synthesis of Benzimidazoles: An Overview (Until 2013), Küçükbay, JOTCSA. 2017; 4(1): 1-22.
11. Kathirvelan D, Yuvaraj P, Babu K, Arasampattu S et.al., A green synthesis of Benzimidazoles, IJC, 52B, 2013, 1152-1156.
12. Ramjith, U.S., Banda, G.M., Microwave Assisted Synthesis of Benzimidazole Thiazine Derivatives, IJRPS, 2012,2(3),146-158.